

Trade & Investment In Shan State

Myanmar

H.E.U Soe Nyunt Lwin

Minister of Planning and Economics

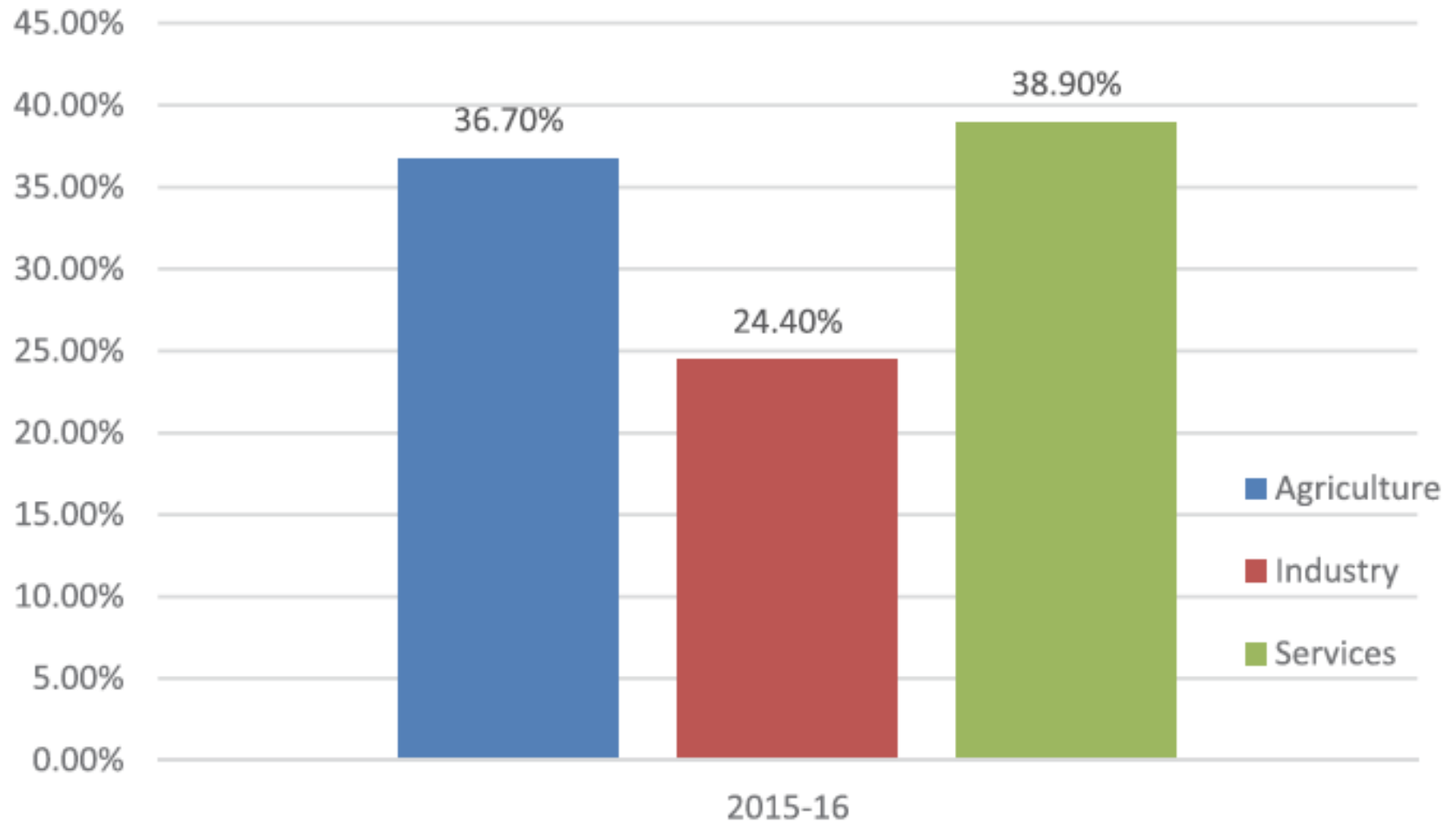
Boderline Trade Center In Shan State



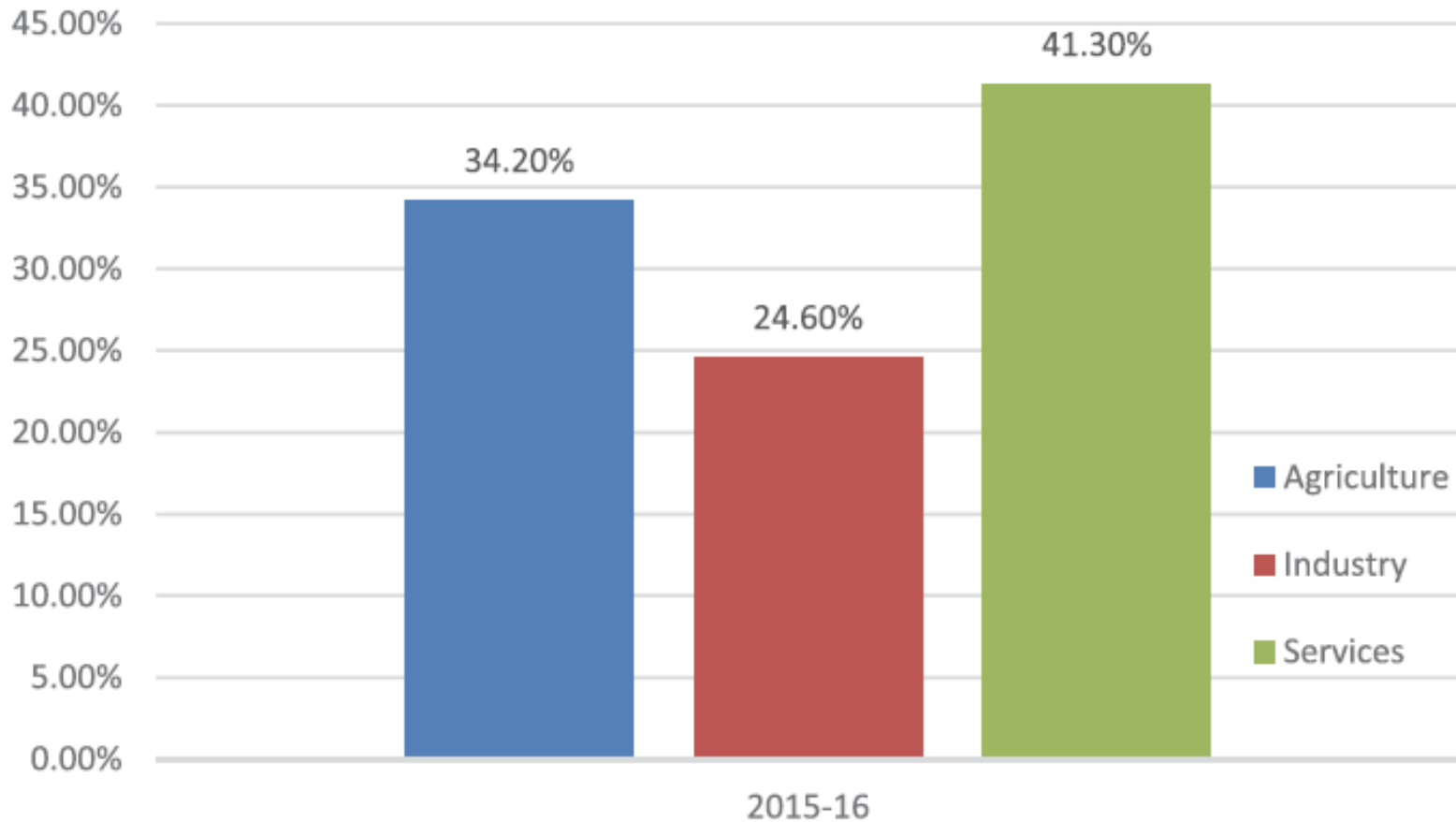
Size, Major Industries & Population of Shan State

Size	60155.23 Square Mile(155,801.33 Square Kilometer)
Population	5,960,000(2015-2016) / Population Density-37Km²
Districts	13
Township	55
Major Industries	Agriculture and agro based processing Trading and logistics Minerals and Mining Torusim

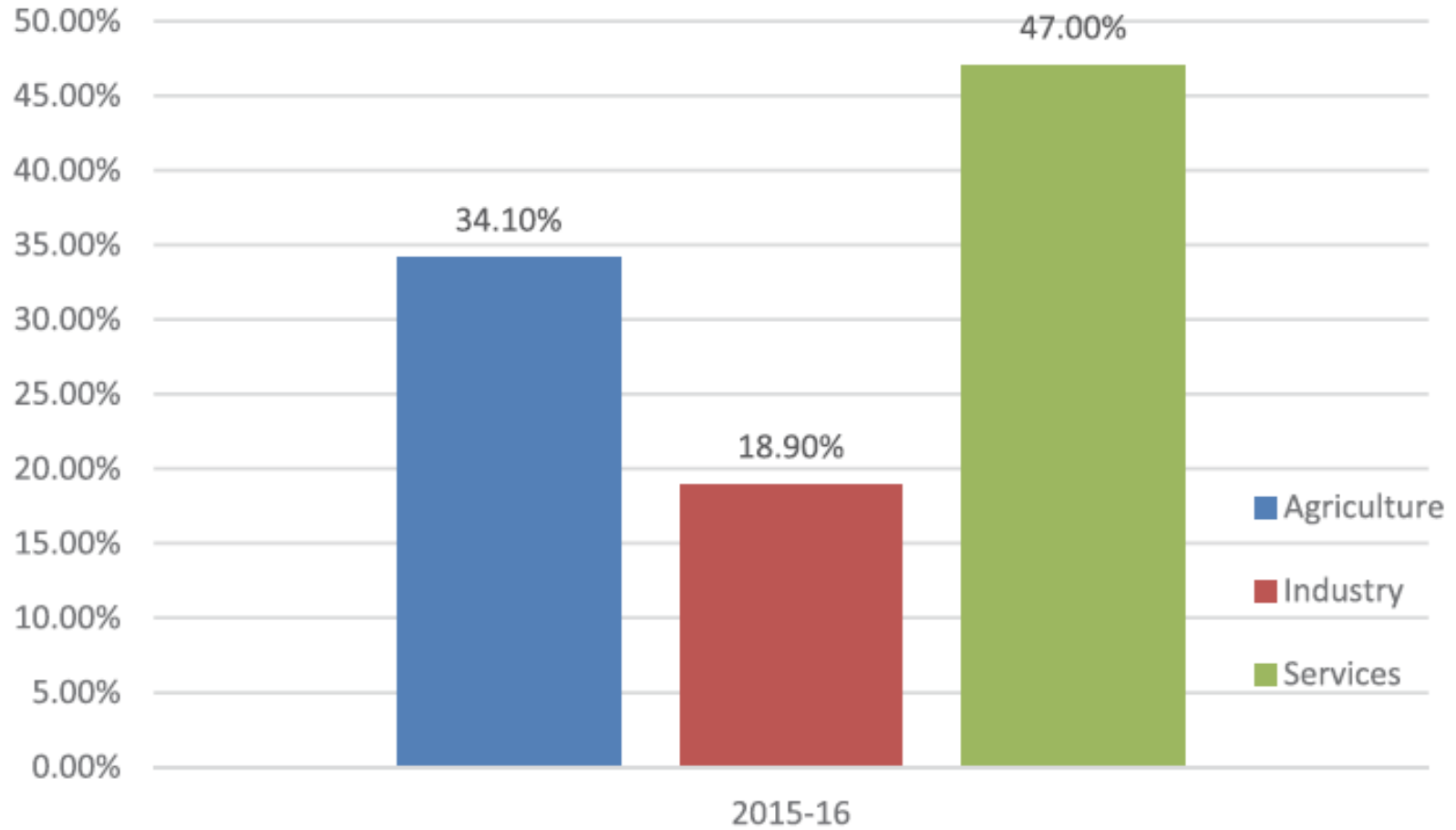
GDP Contribution of the Southern Shan State by Sector in 2015-2016



GDP Contribution of the Northern Shan State by Sector in 2015-2016



GDP Contribution of the Eastern Shan State by Sector in 2015-2016



Myanmar Citizen Investment By Sector In Shan State

Sr. No.	Particulars	No	Approved Amount (Kyat in million including US\$)
1	Construction	11	81705.510
2	Hotel and Tourism	21	206834.050
3	Other Industrial	11	100904.525
4	Livestock and Fisheries	1	1000.000
5	Other Services	4	19317.005
6	Power	1	20353.580
7	Real Estate	4	37607.140
8	Industrial Estate (Zone)	2	65748.250
9	Mining	5	5991.000
	Total	60	539461.06

Foreign Investment By Sector In Shan State

Sr. No.	Particulars	No	Approved Amount (US \$ in million)
1	Agriculture	2	18.150
2	Livestock and Fisheries	-	-
3	Construction	-	-
4	Mining	3	50.802
5	Hotel and Tourism	3	37.200
6	Transport and Communication	-	-
7	Power	2	522.000
8	Industrial Estate	-	-
9	Manufacturing	3	110.653
10	Real Estate	-	-
11	Oil and Gas	-	-
12	Other Services	-	-
	Total	13	738.805

No.	Myanmar Citizen Investment Total Permitted Enterprises From (1996-2017)Year	Total Investment Amount (1996-2017) (US\$/ Kyat)
1.	60	US\$ (311.57) in Million / (539461.06)Kyat in Million including US\$

No.	Foreign Investment Total Permitted Enterprises (1990-2017)	Total Investment Amount US\$ in Million (1990-2017)
1.	13	US\$ (738.805)in Million

Thank You